



SINGER

Futura Quartet™

SEQS-6700



Embroidery Feature	Benefit
Sewing and Embroidery Machine	No need for multiple machines in your sewing room. One machine, sewing and embroidery functions.
Connects Directly to the Computer via USB Cable	By using your own PC this unique innovation gives you the same capabilities of other embroidery machines at a fraction of the cost. Operates with any computer with an operating system of Windows® XP or higher, including Vista® and Windows 7.
125 Built-In Embroidery Designs	Select from built-in designs including animals, flowers and more.
20 Popular Fonts for Monogramming	Select from 20 embroidery fonts to personalize or monogram your projects. Letters can be sized, rotated and shaped with 30 lettering frames such as arc, banner, wave and more. English, French, German, Italian, Dutch, Spanish, Turkish, Norwegian and Russian
Design File Compatibility	Automatically reads most embroidery design file formats. Download designs from the Internet or work from a collection on a CD or disk.
10" x 6" Hoop with Multi-Hoop Capability	Our largest hoop ever! Large multiple hoop embroidery designs can be easily created on screen providing the sewer with the capability to precisely match stitches and designs. The triangulation method allows you to create designs up to four times the hoop size so possibilities are endless.
Software Included	AutoPunch™ allows you to convert images to embroidery. HyperFont™ allows you to convert all your True Type® fonts on your PC into embroidery. Advanced Editing allows you to easily edit existing embroidery designs.
Built-In Tutorials	Step-by-step tutorials help even a beginner use the embroidery features of the machine.



Futura Quartet™

SEQS-6700



Embroidery Feature	Benefit
Auto Feed Dog Drop	Feed dogs automatically lower when the embroidery unit is attached.
Reads All Popular Home Embroidery Design Formats	Download designs from the Internet or work from a CD or disk.
Four Design Transmission Methods	The design can be sent one color block at a time, the whole design can be sent at one time, the design can be sent in one color or the color sequence can be chosen during data transmission.
Embroidery Block Indication and Selection	Sew all of one color for a design at the same time. Reduces the number of thread changes for each design.
Design Browser	View several designs at one time in order to scroll through and view entire design collections.
1 Degree Increment Rotation	Rotate embroidery designs in increments as small as one degree for precise positioning.
Automatic Software and Firmware Updates	The latest software and firmware enhancements can be downloaded automatically.
Trace Design	Trace the outline of the design in the embroidery hoop prior to stitching for accurate design positioning on your projects.
3-D Realistic View and Print Capabilities	Stitches appear on the computer screen exactly as they will sew. Print the design to create placement templates.
Operates with Start/Stop Button	No need to keep the foot pedal down while embroidering or sewing.



Futura Quartet™

SEQS-6700



Sewing Feature	Benefit
Automatic Electronic Thread Cutter	Press the thread cutter button and the machine automatically trims the top and bobbin thread when you are done sewing. When embroidering the thread is trimmed after each color change or at the completion of the design.
215 Built-In Stitches	10 Basic, 6 Stretch 192 Decorative and 7 Buttonholes
6 Fully Automatic 1-Step Buttonholes	Professional results at the touch of a button. Make 6 beautiful buttonholes in a simple 1-step process. One additional endless buttonhole allows you complete customization.
Exclusive Buttonhole Underplate	The buttonhole underplate ensures perfect buttonholes on multiple fabric layers. It makes sewing buttonholes possible in places that conventional buttonhole devices cannot easily reach.
Heavy Duty Metal Frame	All the interior mechanisms are perfectly aligned for durability and skip-free sewing.
SwiftSmart™ Threading System with Automatic Needle Threader	Sewing's biggest timesaver! Simply guide the thread directly from the spool to the needle area through a single groove and thread the needle by pressing the lever for effortless threading!
Drop & Sew™ Bobbin System	With this special top drop-in bobbin, there's no longer any need to raise the bobbin thread before sewing. Just drop and sew!
Automatic Stitch Length & Width	Automatic optimal settings for stitch length and width can be overridden for more personalized sewing.
Programmable Needle Up / Down	The needle can be programmed to stop in the highest <i>up</i> position, making it easier for removing the fabric from the machine. Or program the needle to stop in the <i>down</i> position, which is ideal for pivoting, appliquéing or quilting.
Extra-Large Sewing Space	The amount of space from the needle to the tower is 8.25 inches, providing more space for quilts and other large projects.



SINGER

Futura Quartet™

SEQS-6700



Sewing Feature	Benefit
Drop Feed	Lower the feed dogs for customized topstitching, free-motion embroidery and attaching buttons.
6 StayBright™ LED Sewing Space Lights	Six lamps illuminate the sewing surface for optimal viewing. The long-lasting bulbs (100,000 hours) are always cool to the touch.
Presser Foot Sensor	Ensures the presser foot is in the proper position for an easy start. The machine will not begin to sew if the presser foot is raised, reducing the chance of thread bunching.
Electronic Auto Pilot	Unplug the foot control, press the start button and the machine sews. You are still in complete control over the speed—just slide the speed control lever to the desired speed when sewing and embroidering.
Independent Bobbin Winder	Continue to sew while you fill another bobbin. No need to stop sewing to refill a bobbin.
13 Needle Positions	Needle position can be changed for individual projects such as inserting zippers, cords and topstitching.
Automatic Twin Needle Function	Optimal twin needle sewing settings are automatically set simply by pushing the twin needle button. Create dramatic and decorative topstitching.
Up to 7mm Stitch Width	Many stitches can be set for a maximum width of 7mm creating attractive satin and decorative stitches.
Automatic Locking Stitch Function	Tie off decorative and utility stitches with just a push of a button. Four tiny tacking stitches reinforce patterns to prevent unraveling.
Speed Control Lever	Slide the lever on the front of the machine to set the sewing speed from slow to fast. When the foot pedal is used the lever functions as a top speed limitation when sewing and embroidering.



Futura Quartet™

SEQS-6700



Sewing Feature	Benefit
Automatic Tension	Ensures stable straight stitch quality regardless of the type of fabric.
Automatic Presser Foot Pressure	Easily sew the lightest weight tricots to the heaviest denim without the need for presser foot pressure adjustments.
Extra-High Presser Foot Lifter	Offers more clearance when sewing multiple layers of bulky fabric.
LED Indicator Light	LED light indicates if the machine is ready to start.
Free Arm Convertible	This option provides easy access to cuffs, collars, pant hems and other smaller or difficult-to-reach areas.
Accessory Storage Trays	Two trays in the extension table and one tray in the embroidery unit provide ample space for accessories.
Two Built-In Spool Pins	Horizontal and vertical thread delivery spools are built-in for twin needle sewing, specialty sewing and topstitching techniques.
Snap-On Presser Feet	Easily change snap-on presser feet without use of a screwdriver.
Warranty	25 year limited warranty, including 5 years on electronic components and 1 year on adjustments.



Futura Quartet™

SEQS-6700

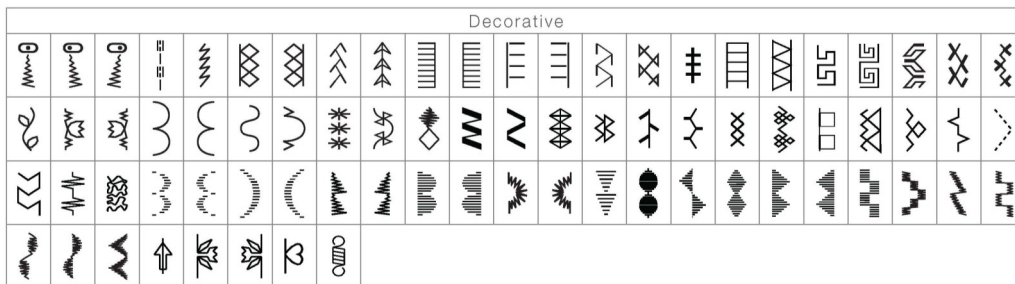
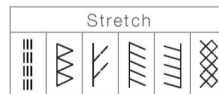
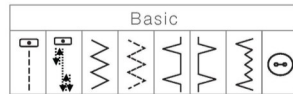


Sewing Feature	Benefit
Included Accessories	<ul style="list-style-type: none"> 10" x 6" Embroidery Hoop 4" x 4" Embroidery Hoop Embroidery Foot Thread Spool Nets Scissors USB Cable All-Purpose Foot Zipper Foot Buttonhole Foot with Underplate Blind Hem Foot Satin Stitch Foot Button Sewing Foot Pack of Needles Bobbins (Class 15J) Thread Spool Caps Auxiliary Spool Pin Spool Pin Felt Screwdrivers Seam Ripper / Lint Brush Embroidery Software CD Instruction Manual with included Stitch Guide Stitch Pattern Plate Foot Control Power Cord
Value Added Accessories	<ul style="list-style-type: none"> Sew & Serge Cording Foot 1/4" Foot Even Feed Foot Open Toe Foot Edge Guide / Quilting Bar Invisible Zipper Foot Darning/Freehand Embroidery Foot Favorite Fonts & Frames Software Embroidery Design Collection 2600 Software Extra-Large Spool Pin Set



Futura Quartet™

SEQS-6700



Alpha-Numeric																									
A	B	C	D	E	F	G	H	I	J	K	L	M	N	O	P	Q	R	S	T	U	V				
W	X	Y	Z	À	Á	Â	Ã	Ä	Å	Ë	Ì	Í	Î	Ï	Ñ	Ò	Ó	Ô	Õ	Ö	Ù	Ú	Û	Ü	Ý
Û	œ	ç	ğ	ı	ş	æ	ø	á	í	ó	а	б	в	г	д	е	ё	ж	з	и	й				
к	л	м	н	о	п	р	с	т	у	ф	х	ц	ч	ш	щ	ъ	ы	ь	э	ю	я				
я	г	с	і	ї	0	1	2	3	4	5	6	7	8	9											



Powered by computer via USB cable. Laptop not included.

Computer Requirements

- PC with 1 GHz Intel or AMD Processor
- Windows® OS: Windows XP / Vista / 7
- 1 GB of RAM (or more recommended)
- CD-ROM Drive
- 500 MB (or more recommended) of Available Hard-Disk Space for Installation
- Color Standard (1024 x 768 Pixel; 65,000 Colors Recommended) VGA Adapter Connected with a Color VGA Monitor
- Microsoft® Compatible Mouse
- USB 1.1 / 2.0